



# MYGALE M14-F4

## QUICK START MANUAL



MYGALE  
Technopole  
58470 Magny-Cours  
France  
Tel : +33 (0)3 86 21 86 21  
Fax : +33 (0)3 86 21 86 22

Version: V1.0

<b>0.0 CONTENT</b>	
0.0 CONTENT .....	2
1.0 WIND SCREEN & REAR VIEW MIRROR .....	3
2.0 THROTTLE CABLE .....	3
3.0 EXTRACTIBLE SEAT .....	4
4.0 BRAKE DISKS .....	4
5.0 FLUIDS .....	5
6.0 BATTERY & EXTINGUISHER .....	6
7.0 ENGINE OIL PRESSURE .....	6
8.0 BRAKE BIASS .....	7
9.0 STEERING WHEEL & PADDLE SHIFT .....	7
10.0 GEARBOX "RUNNING-IN" .....	8
11.0 ADDITIONAL INFORMATION .....	8

## 1.0 WIND SCREEN & REAR VIEW MIRROR


Screw the wind screen + rear view mirror



Parts unassembled to avoid damage in transportation.

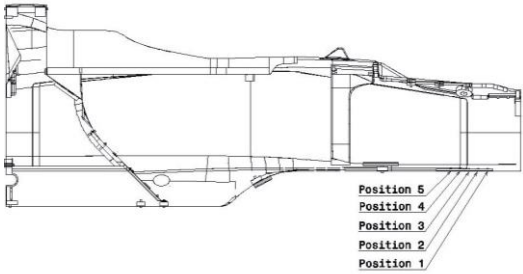
## 2.0 THROTTLE CABLE

Connect the throttle cable to the pedal after pedal setting



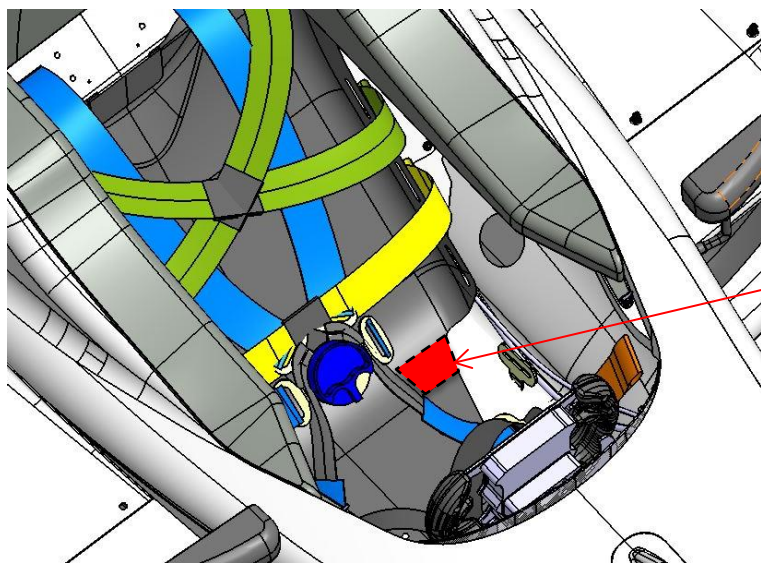
Cable unattached to allow adjustment of length according to pedal box setting.

Each position has an equipment which is available in option (See user Manual)



### 3.0 EXTRACTIBLE SEAT

Cut out the seat around the chassis loom if necessary



Cut area around the chassis loom

### 4.0 BRAKE DISKS

Degrease the protective oil applied on the brake disks







**5.0 FLUIDS**


The recommended quantities must always be respected.

Designation	Quality	Quantity
Engine Oil	Following engine manufacturer	6 L
Gear box Oil	75W140	1.3 L
Water cooling	Anti freeze	5 L (50% extract - 50% water)
Brake fluid / Clutch release fluid	-	2 L
Fuel	Unleaded 98 or 95	48 L



## 6.0 BATTERY & EXTINGUISHER


Connect the battery and remove the extinguisher safety pin



- 1) Take off the seat
- 2) Unscrew the cover plate on the monocoque
- 3) Reconnect the battery and remove the extinguisher safety pin

## 7.0 ENGINE OIL PRESSURE

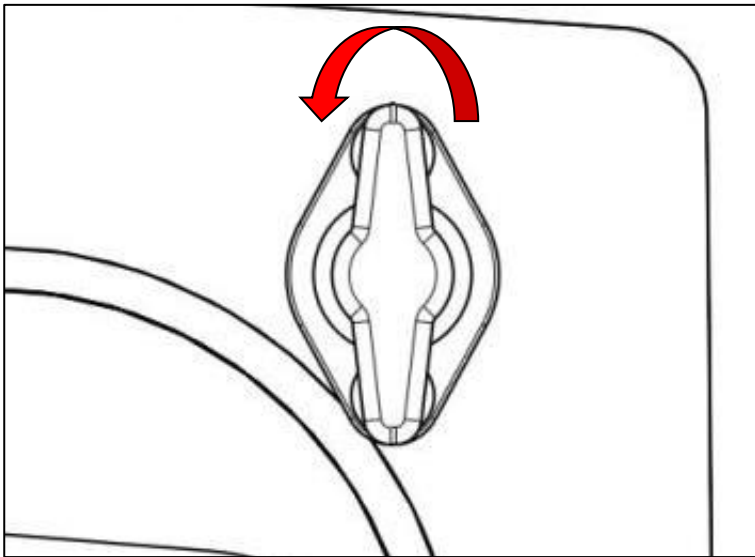
Raise the oil pressure



- 1) Activate the master switch with the "main" toggle
- 2) Press "start" to raise the oil pressure from 0.0 to 2.0B minimum
- 3) Activate "ignition" to ignite the fuel pump
- 4) Press "start" (Double check if the protective cartons have been removed on radiators before starting)

## 8.0 BRAKE BIASS

Adjust the brake balance before starting



Range: 17.5 turns

Adjustment: more front brake = turn left


## 9.0 STEERING WHEEL & PADDLE SHIFT

- To engage 1st gear (when neutral "N" is displayed on the dashboard) push Neutral (N) together with shift paddle "UP".






- To return to neutral (when 1<sup>st</sup> gear "1" is displayed on the dashboard) push Neutral (N) together with shift paddle "DOWN".



- To shift into reverse (when neutral "N" is displayed on the dashboard) push Neutral (N) together with shift paddle "DOWN".



## 10.0 GEARBOX "RUNNING-IN"

It's normal to have difficulties to engage the Neutral and Reverse gear at the first start. Make ten laps to ensure that the components have "running-in" and allow engaging Neutral and Reverse.

## 11.0 ADDITIONAL INFORMATION

For further information, don't hesitate to consult the detailed "Mygale M14-F4 Ford User Manual"